

# FREEWAY *transactive* X<sub>tra</sub>



**PRISM MEDICAL UK**

*Moving, Handling and Bathing Solutions™*

# TRANSACTIVE XTRA

THE COMPACT HOIST WITH EXTRA FEATURES...

# INSTALLATION SOLUTIONS

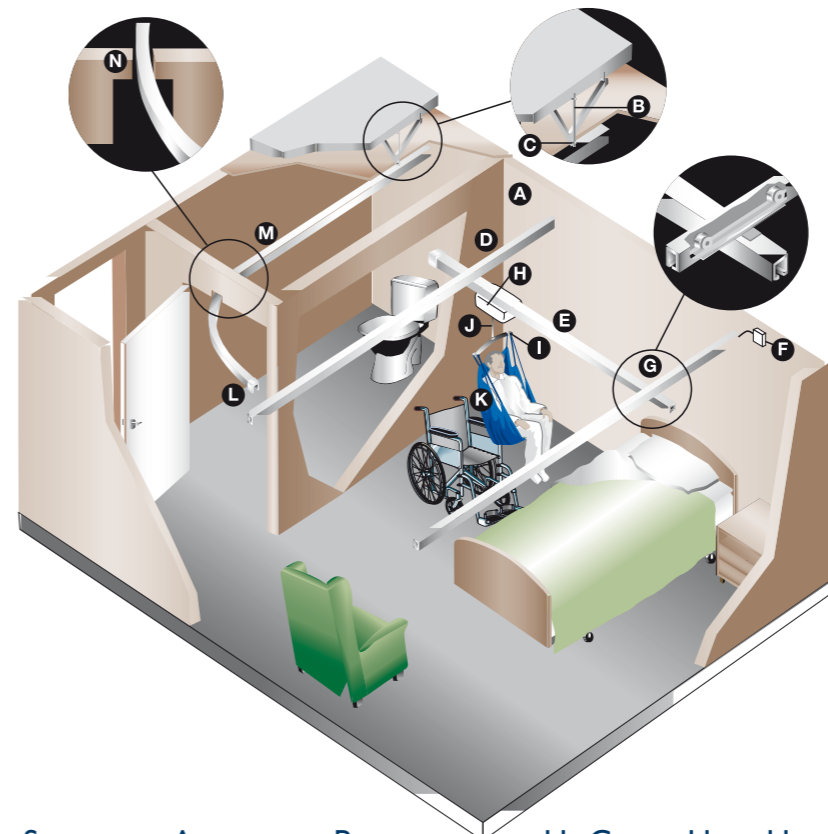
...AND A TRACKING SYSTEM FOR EVERY SITUATION

The all new Transactive Xtra, a product of world class design and state of the art features providing safe, reliable and effective hoisting for carers and users alike. Together with the extensive range of track configurations, the Transactive Xtra can provide the perfect solution to your hoisting requirements.


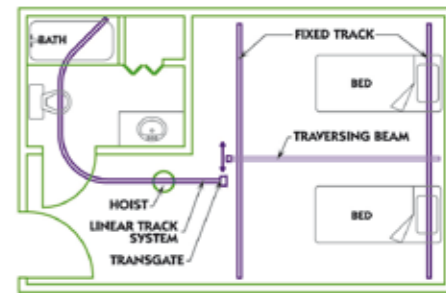
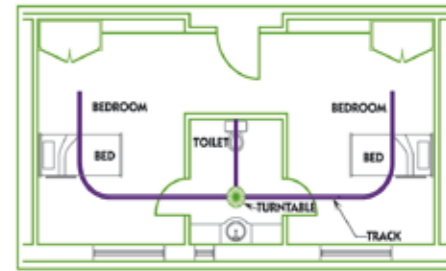
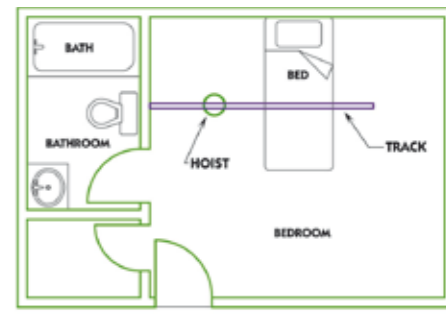
- Slimline and with great lifting capacity
- Low profile hoist unit is unobtrusive and provides greater lifting height
- All lifting and traversing operations have soft start/stop to ensure smooth transfers for the user
- A host of safety features
- Smooth running tape with large lifting range
- State of the art display with lift counter

Slimline low profile padded carry bar has six sling loop attachment points as standard (four hook as option) different width carry bars available

**130kgs, 160kgs, 200kgs, 270kgs MODELS AVAILABLE**

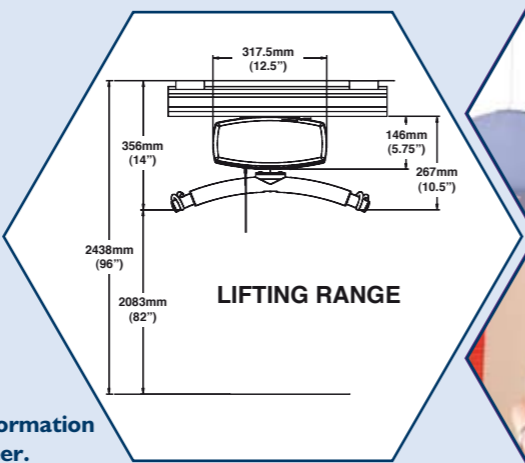


- A: STRUCTURAL ATTACHMENT POINT
- B: THREADED ROD
- C: TRACK BRACKET
- D: TRACK
- E: TRAVERSING BEAM ('H' SYSTEM)
- F: CHARGING DOCK
- G: 'H' SYSTEM
- H: CEILING HOIST UNIT
- I: CARRY BAR
- J: LIFTING TAPE
- K: SLING
- L: TRANSITION GATE
- M: CURVED TRACK
- N: MODIFIED DOOR HEADER

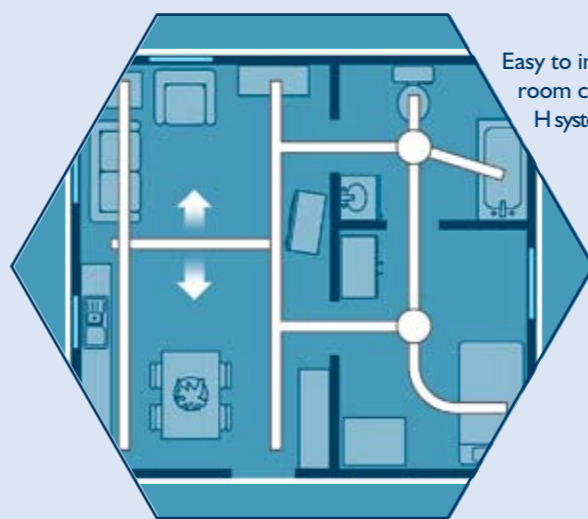


Display provides essential information for the user carer and engineer.

- Lift counter
- Displays operation being carried out (UP/ DOWN etc)
- Charge level of battery • Low battery indicator (visual and auidial)
- On charge indicator • Return to charge (Option)
- Diagnostic feature for transactive engineer to aid maintenance and repair



**Manual window down and raising.**  
This feature is unique to Freeway hoists and allows the hoist to continue to be used until the engineer arrives. This provides peace of mind and security to carer and user.

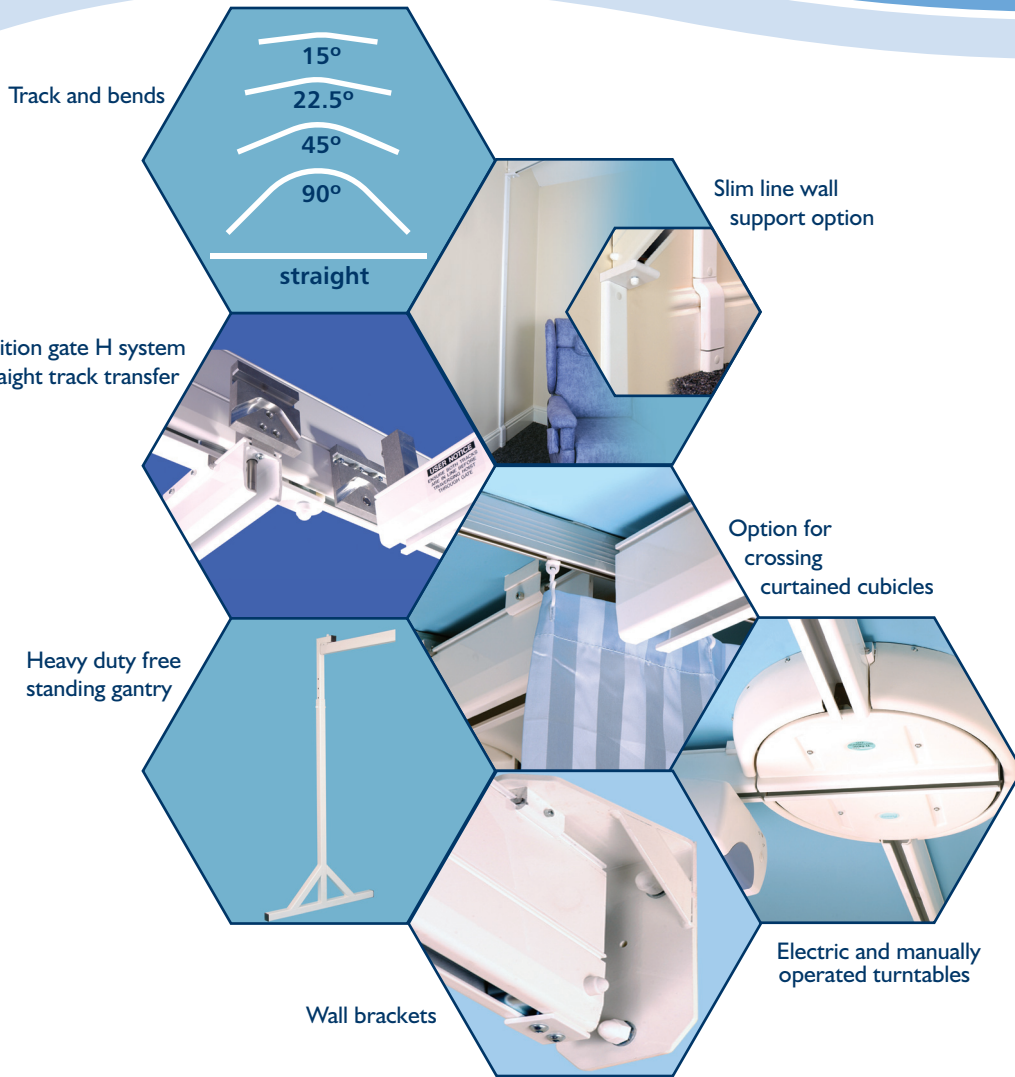


Easy to install whole room cover H systems





# TRACK AND ACCESSORIES



## PRISM MEDICAL UK

### Prism Medical UK Divisions:

#### Community Care

##### Prism Medical UK – Westholme Division (Northern Region)

Unit 4 Jubilee Business Park,  
Jubilee Way, Grange Moor, Wakefield,  
West Yorkshire WF4 4TD UK  
Tel: +44 (0) 844 980 2260  
Fax: +44 (0) 844 980 2261  
E-mail: info@westholme.co.uk  
www.prismmedical.co.uk

##### Prism Medical UK – Westholme Division (Southern Region)

Unit 7, Saracen Industrial Estate,  
Mark Road, Hemel Hempstead,  
Hertfordshire HP2 7BJ UK  
Tel: +44 (0) 844 980 2263  
Fax: +44 (0) 844 980 2264  
E-mail: info@westholme.co.uk  
www.prismmedical.co.uk

##### Prism Medical UK – Liftech Division

Unit 42 South Hampshire Industrial Park, Totton,  
Southampton, Hampshire, SO40 3SA UK  
Tel: +44 (0) 844 980 2272  
Fax: +44 (0) 844 980 2273  
E-mail: sales@liftechsystems.co.uk  
www.prismmedical.co.uk

##### Prism Medical UK – Test Valley Division

Unit 42, South Hampshire Industrial Park, Totton,  
Southampton, Hampshire SO40 3SA UK  
Tel: +44 (0) 844 980 2269  
Fax: +44 (0) 844 980 2270  
E-mail: admin@testvalleymobility.co.uk  
www.prismmedical.co.uk

##### Prism Medical UK – Carefree Division

13 - 15 Pennington Street, Hindley,  
Wigan, Lancashire WN2 3AH UK  
Tel: +44 (0) 844 980 2266  
Fax: +44 (0) 844 980 2267  
E-mail: info@carefreelifting.co.uk  
www.prismmedical.co.uk

#### Long Term Care

##### Prism Medical UK – Long Term Care

Unit 4 Jubilee Business Park,  
Jubilee Way, Grange Moor, Wakefield,  
West Yorkshire WF4 4TD UK  
Tel: +44 (0) 844 980 2260  
Fax: +44 (0) 844 980 2261  
E-mail: careinfo@westholme.co.uk  
www.prismmedical.co.uk

##### Prism Medical UK – Saluss Division

Unit 1, Tir Llwyd Industrial Estate, St Asaph Avenue,  
Kinmel Bay, Rhyl, Conwy LL18 5JA UK  
Tel: +44 (0) 844 980 2290  
Fax: +44 (0) 844 980 2291  
E-mail: helpdesk@saluss.co.uk  
www.prismmedical.co.uk

#### Acute Hospital Care

##### Prism Medical UK – Healthcare Division

Unit 4, Crispin Court, Newbiggin Lane, Newcastle Upon  
Tyne, Tyne & Wear NE5 1BF UK  
Tel: +44 (0) 844 980 2278  
Fax: +44 (0) 844 980 2279  
E-mail: healthcareinfo@prismmedical.co.uk  
www.prismmedical.co.uk

##### Prism Medical UK – APLS Division

Unit 4, Crispin Court, Newbiggin Lane,  
Newcastle Upon Tyne, Tyne & Wear NE5 1BF UK  
Tel: +44 (0) 844 980 2275  
Fax: +44 (0) 844 980 2276  
E-mail: info@assured-pls.com  
www.prismmedical.co.uk

## SPECIFICATION

MAX SAFE WORKING LOAD: 130KGS,  
160KGS, 200KGS, 270KGS.

APPROX NUMBER OF LIFTS BEFORE  
RECHARGE: WITH 85 KG LOAD APPROX 65

CHARGING TIME: 8 HOURS MAX

UNIT WEIGHT INC BATTERIES:  
MANUAL: 9.7KGS  
DRIVE: 10.4KGS

LIFTING SPEED:  
LOADED 0.15M/S; UNLOADED 0.25M/S

BATTERIES: 2 X 12V 5AMP  
BATTERY PROTECTION: SLEEP MODE  
VOLTAGE 24VDC

TRANSFORMER : IP 67 RATED  
30V AC OUTPUT  
230V AC INPUT  
50/60MHZ



**FULL 2 YEAR WARRANTY** (excludes batteries)

The Freeway TransactiveXtra is manufactured in the UK to meet and exceed all relevant design, safety and quality standards.

✓ BS EN ISO 10535:2006 Compliant 'Hoists for the transfer of disabled persons – Requirements and test methods'



**PRISM MEDICAL UK**



Unit 1, Tir Llwyd Industrial Estate, St Asaph Avenue, Kinmel Bay, Rhyl, Conwy, LL18 5JA UK  
Tel: +44 (0) 845 409 2000 E-mail: info@prismmedical.co.uk www.prismmedical.co.uk